




.periodicos.

• Tutorial de **Acesso** •



. Journal Citation Reports .



Olá! Eu sou o Carlos e, a partir de agora,
você descobrirá como aproveitar melhor
o Journal Citation Reports
Vamos lá?

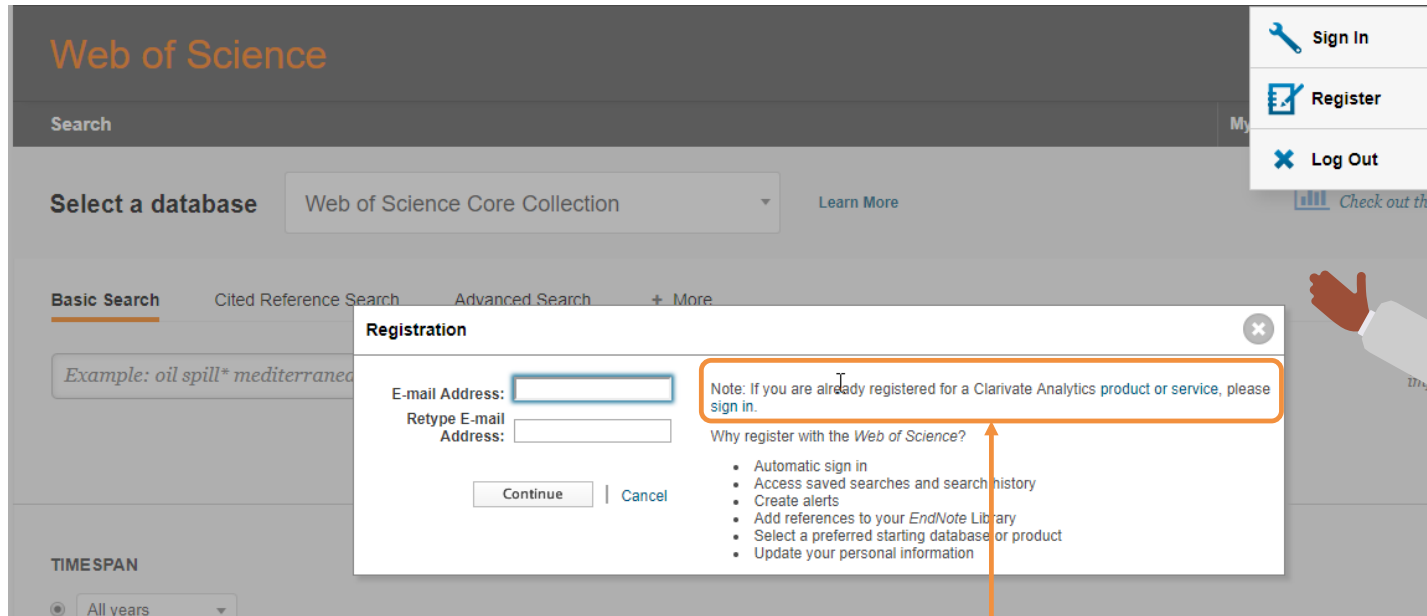
Journal Citation Reports



The screenshot shows the top navigation bar of the InCites™ website. The navigation bar includes links for 'Web of Science™', 'InCites™', 'Journal Citation Reports®', 'Essential Science Indicators™', and 'EndNote™'. On the right side of the navigation bar, there are links for 'Sign In', 'Help', and 'English'. A dropdown menu is open under 'Sign In', showing three options: 'Sign In' (with a key icon), 'Register' (with a document icon), and 'Log Out' (with an 'X' icon). The main content area features the 'InCites™ Journal Citation Reports®' logo, a 'Home' button, and a 'Categories By Rank' section. Below this, there is a 'Hide Visualization' button and a network diagram with nodes labeled 'LANCET', 'NAT-NANOTECHNOL', 'REV MOD PHYS', and 'CHEM REV'.

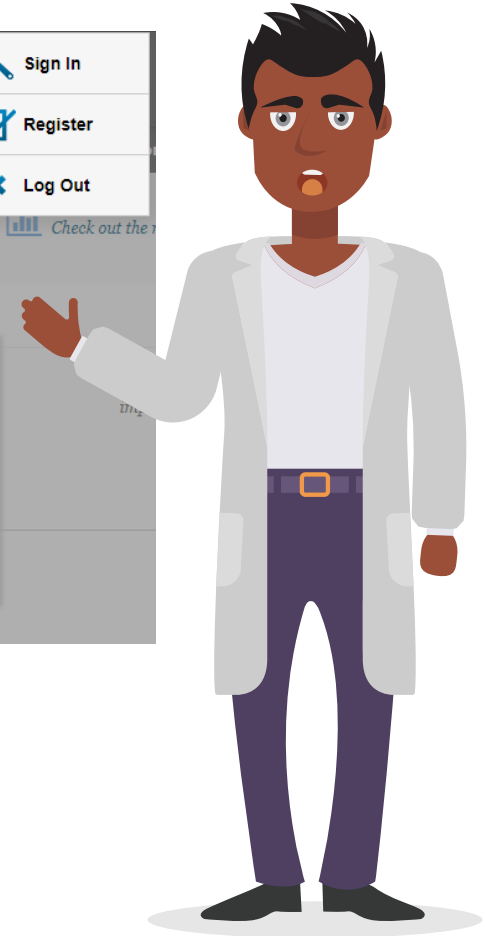
É interessante realizar um cadastro e login na rede da Clarivate Analytics, uma vez que te oferece uma série de benefícios, como salvar e compartilhar documentos, buscas e reports em pastas.

Journal Citation Reports .




The screenshot shows the Web of Science interface. At the top left, the text "Web of Science" is displayed in orange. Below it is a search bar with the text "Search". A dropdown menu labeled "Select a database" is set to "Web of Science Core Collection". Below the search bar, there are tabs for "Basic Search", "Cited Reference Search", and "Advanced Search". A registration modal is open in the center, titled "Registration". It contains two input fields for "E-mail Address" and "Retype E-mail Address", with "Continue" and "Cancel" buttons below them. To the right of the input fields, there is a note: "Note: If you are already registered for a Clarivate Analytics product or service, please sign in." Below the note, there is a heading "Why register with the Web of Science?" followed by a bulleted list of benefits: "Automatic sign in", "Access saved searches and search history", "Create alerts", "Add references to your EndNote Library", "Select a preferred starting database or product", and "Update your personal information". In the top right corner, there is a menu with "Sign In", "Register", and "Log Out" options. At the bottom left, there is a "TIMESPAN" section with a dropdown menu set to "All years".

Além disso, a conta é única para todos os serviços da Clarivate Analytics, te permitindo fazer login com a mesma no Web of Science™ e EndNote™.



Journal Citation Reports



O Journal Citation Reports® fornece um modo sistemático e objetivo de avaliar os principais periódicos de pesquisa do mundo. Ele oferece uma perspectiva exclusiva para avaliação e comparação de periódicos.

NEW ENGLAND JOURNAL OF MEDICINE

ISSN: 0028-4793

MASSACHUSETTS MEDICAL SOC
WALTHAM WOODS CENTER, 860 WINTER ST, WALTHAM, MA 02451-1413
USA

[Go to Journal Table of Contents](#) [Go to Ulrich's](#)

Titles

ISO: N. Engl. J. Med.
JCR Abbrev: NEW ENGL J MED

Categories

MEDICINE, GENERAL &
INTERNAL - SCIE

Languages

52 Issues/Year;

Key Indicators

Year	Total Cites Graph	Journal Impact Factor Graph	Impact Factor Without Journal Self Cites Graph	5 Year Impact Factor Graph	Immediacy Index Graph	Citable Items Graph	Cited Half-Life Graph	Citing Half-Life Graph	Eigenfactor Score Graph	Article Influence Score Graph	% Articles in Citable Items Graph	Normalized Eigenfactor Graph	Average JIF Percentile Graph
2016	315,143	72.406	71.699	64.201	16.637	328	8.3	4.7	0.70077	27.769	85.98	80.30...	99.675
2015	283,525	59.558	58.912	56.170	20.012	342	8.3	5.0	0.68235	25.710	87.43	77.77...	99.677
2014	268,652	55.873	55.192	54.390	13.844	353	8.4	5.1	0.67634	24.284	86.69	75.74...	99.675
2013	257,469	54.420	53.682	52.426	14.747	348	8.2	4.7	0.65797	22.412	89.37	72.52...	99.679
2012	245,605	51.658	50.955	50.807	12.667	360	8.0	5.0	0.65957	21.642	88.89	Not A...	99.677
2011	232,068	53.298	52.414	50.075	11.484	349	7.8	4.8	0.66383	21.304	88.83	Not A...	99.677
2010	227,679	53.486	52.774	52.363	10.675	345	7.5	4.7	0.68835	21.349	89.86	Not A...	99.673

Journal Citation Reports

NEW ENGLAND JOURNAL OF MEDICINE

ISSN: 0028-4793

MASSACHUSETTS MEDICAL SOC
WALTHAM WOODS CENTER, 860 WINTER ST, WALTHAM, MA 02451-1413

USA

[Go to Journal Table of Content](#)

Para ajudá-lo a comparar periódicos e descobrir quais são os mais importantes para você, o Journal Citation Reports pode mostrar, principalmente:

Titles

ISO: N. Engl. J. Med.
JCR Abbrev: NEW ENGL J MED

Categories

MEDICINE, GENERAL & INTERNAL - SCIE

Languages


52 Issues/Year,

Key Indicators

Métricas relacionadas aos dados das Citações

Métricas relacionadas ao Fator de Impacto;

Year	Total Cites	Journal Impact Factor	Impact Factor Without Journal Self Cites	5 Year Impact Factor	Immediate Index	Citable Items	Cited Half-Life	Citing Half-Life	Eigenfactor Score	Article Influence Score	% Articles in Citable Items	Normalized Eigenfactor	Average JIF Percentile
2016	315,143	72.406	71.699	64.201	16.637	328	8.3	4.7	0.70077	27.760	95.09	80.30...	99.675
2015	283,525	59.558	58.912	56.170	20.012	342	8.3	5.0	0.68235	25.710	87.43	77.77...	99.677
2014	268,652	55.873	55.192	54.390	13.844	353	8.4	5.1	0.67634	24.284	86.69	75.74...	99.675
2013	257,469	54.420	53.682	52.426	14.747	348	8.2	4.7	0.65797	22.412	89.37	72.52...	99.679
2012	245,605	51.658	50.955	50.807	12.667	360	8.0	5.0	0.65957	21.642	88.89	Not A...	99.677
2011	232,068	53.298	52.414	50.075	11.484	349	7.8	4.8	0.66383	21.304	88.83	Not A...	99.677
2010	227,679	53.486	52.774	52.363	10.675	345	7.5	4.7	0.68835	21.349	89.86	Not A...	99.673



Journal Citation Reports

NEW ENGLAND JOURNAL OF MEDICINE

ISSN: 0028-4793

MASSACHUSETTS MEDICAL SOC

WALTHAM WOODS CENTER, 860 WINTER ST, WALTHAM, MA 02451-1413

USA

[Go to Journal Table of Contents](#)

[Go to Ulrich's](#)

Titles

ISO: N. Engl. J. Med.

JCR Abbrev: NEW ENGL J MED

Categories

MEDICINE, GENERAL &
INTERNAL - SCIE

Languages

Outras Métricas de
avaliação

52 Issues/Year;

O Immediacy Index (Índice de Repercussão) avalia a frequência média que o artigo como um periódico é citado no mesmo ano como publicação.

Year	Total Cites Graph	Journal Impact Factor Graph	Impact Factor Without Journal Self Cites Graph	5 Year Impact Factor Graph	Immediacy Index Graph	Citable Items Graph	Cited Half-Life Graph	Citing Half-Life Graph	Eigenfactor Score Graph	Article Influence Score Graph	% Articles in Citable Items Graph	Normalized Eigenfactor Graph	Average JIF Percentile Graph
2016	315,143	72.406	71.699	64.201	16.637	328	8.3	4.7	0.70077	27.769	85.98	80.30...	99.675
2015	283,525	59.558	58.912	56.170	20.012	342	8.3	5.0	0.68235	25.710	87.43	77.77...	99.677
2014	268,652	55.873	55.192	54.390	13.844	353	8.4	5.1	0.67634	24.284	86.69	75.74...	99.675
2013	257,469	54.420	53.682	52.426	14.747	348	8.2	4.7	0.65797	22.412	89.37	72.52...	99.679
2012	245,605	51.658	50.955	50.807	12.667	360	8.0	5.0	0.65957	21.642	88.89	Not A...	99.677
2011	232,068	53.298	52.414	50.075	11.484	349	7.8	4.8	0.66383	21.304	88.83	Not A...	99.677
2010	227,679	53.486	52.774	52.363	10.675	345	7.5	4.7	0.68835	21.349	89.86	Not A...	99.673

Journal Citation Reports


O Fato de Impacto identifica a frequência média com que um artigo de um periódico é citado em um determinado ano.

O cálculo é feito utilizando 3 anos de dados.

Key Indicators				
Year ▼	Total Cites Graph	Journal Impact Factor Graph	Impact Factor Without Journal Self Cites Graph	5 Year Impact Factor Graph
2016	315,143	72.406	71.699	64.201
2015	283,525	59.558	58.912	56.170
2014	268,652	55.873	55.192	54.390
2013	257,469	54.420	53.682	52.426
2012	245,605	51.658	50.955	50.807
2011	232,068	53.298	52.414	50.075
2010	227,679	53.486	52.774	52.363

$$2014 \text{ F.Impacto} = \frac{\# \text{ citações a todos os itens publicados em 2012 \& 2013}}{\# \text{ de artigos \& reviews publicados em 2012 \& 2013}}$$

Esta é uma ferramenta muito importante para comparar a relevância de periódicos em suas respectivas áreas do conhecimento. Quanto maior for o Fator de Impacto, maior sua importância para seu campo.



Journal Citation Reports

A pesquisa pode ser feita na homepage e das seguintes formas.

Aqui você pode manualmente inserir um nome para ser diretamente direcionado à página do periódico.

Categories By Rank, te permite filtrar os periódicos por sua área do conhecimento. A ordem padrão é por número de revistas.

The screenshot shows the Journal Citation Reports interface. On the left, a sidebar contains navigation options: 'Go to Journal Profile' (with a 'Master Search' input field), 'Compare Journals', 'View Title Changes', 'Select Journals', and 'Select Categories'. The main content area features a 'Journals By Rank' section with a search icon and the text 'Journal Titles Ranked by Impact Factor'. Below this is a table with columns for 'Full Journal Title', 'Total Cites', 'Journal Impact Factor', and 'Eigenfactor Score'. Two callout boxes provide additional information: one points to the 'Go to Journal Profile' button, and another points to the 'Categories By Rank' button. A third callout box points to the table, explaining that it displays journals ranked by impact factor.

Full Journal Title	Total Cites	Journal Impact Factor	Eigenfactor Score
CANCER JOURNAL FOR DIAGNOSIS	24,539	187.040	0.06459
ENGLAND JOURNAL OF MEDICINE	315,143	72.406	0.70077

Journal Citation Reports

Categories By Rank

Go to Journal Profile

Master Search

Select Journals

Select Categories

Select JCR Year

2016

Select Edition

SCIE SSCI

Clear Submit

Journals By Rank Categories By Rank

All Journal Categories ranked by Number of Journals Show Visualization +

1 - 25 of 234 Customize Indicators

	Category	Edition	#Journals	Total Cites	Median Impact Factor	Aggregate Impact Factor
1	ECONOMICS	SSCI	347	722,064	0.925	1.487
2	MATHEMATICS	SCIE	310	429,978	0.644	0.779
3	BIOCHEMISTRY & MOLECULAR BIOLOGY	SCIE	286	3,408,662	2.815	4.224
4	MATERIALS SCIENCE, MULTIDISCIPLINARY	SCIE	275	2,957,270	1.860	4.328
5	ENGINEERING, ELECTRICAL & ELECTRONIC	SCIE	260	1,467,771	1.672	2.592
6	NEUROSCIENCES	SCIE	258	2,167,291	2.900	3.939
7	PHARMACOLOGY & PHARMACY	SCIE	256	1,456,532	2.428	3.105
8	MATHEMATICS, APPLIED	SCIE	255	490,501	0.925	1.191
9	EDUCATION & EDUCATIONAL RESEARCH	SSCI	235	267,685	1.107	1.280
10	ENVIRONMENTAL SCIENCES	SCIE	229	1,670,930	1.805	3.392
11	ONCOLOGY	SCIE	217	1,811,928	2.993	4.461
12	PLANT SCIENCES	SCIE	211	1,011,983	1.335	2.754

Selecionando um nome da lista te leva a uma página com informações sobre a categoria.

Essa é a melhor forma de comparar periódicos, visto que só podem ser comparados dentro de uma mesma área.

Clicando no número de periódicos, você é redirecionado a uma lista de Journals By Rank para aquela área específica.

Journal Citation Reports

Journals By Rank

Go to Journal Profile

Master Search

Journals By Rank

Categories By Rank

Journal Titles Ranked by Impact Factor

Show Visualization +

Compare Selected Journals

Add Journals to New or Existing List

Customize Indicators

Compare Journals

View Title Changes

Select Journals

Select Categories


Select JCR Year

2016

Select All		Full Journal Title	Total Cites	Journal Impact Factor	Eigenfactor Score
<input checked="" type="checkbox"/>	1	QUARTERLY JOURNAL OF ECONOMICS	20,930	6.662	0.05120
<input checked="" type="checkbox"/>	2	JOURNAL OF FINANCE	29,644	6.043	0.05670
<input checked="" type="checkbox"/>	3	JOURNAL OF ECONOMIC PERSPECTIVES	9,480	5.727	0.02562
<input checked="" type="checkbox"/>	4	ECONOMIC GEOGRAPHY	2,360	5.344	0.00235
<input type="checkbox"/>	5	JOURNAL OF ECONOMIC LITERATURE	7,227	5.220	0.01822
<input type="checkbox"/>	6	JOURNAL OF FINANCIAL ECONOMICS	24,083	4.505	0.06460
<input type="checkbox"/>	7	VALUE IN HEALTH	6,019	4.235	0.01644

Clicando nas caixas de seleção, você pode marcar periódicos para compará-los em Compare Selected Journals.

Journal Citation Reports



É escolhido aqui qual o ano de dados será comparado entre os periódicos.

Compare Journals

1. Select Comparison

Quartile Trends

2. Select Journals

Search Journals

QUARTERLY JOURNAL OF ECONOMICS
JOURNAL OF FINANCE
JOURNAL OF ECONOMIC PERSPECTIVES
ECONOMIC GEOGRAPHY

3. Select JCR Year

2016

4. Select Categories

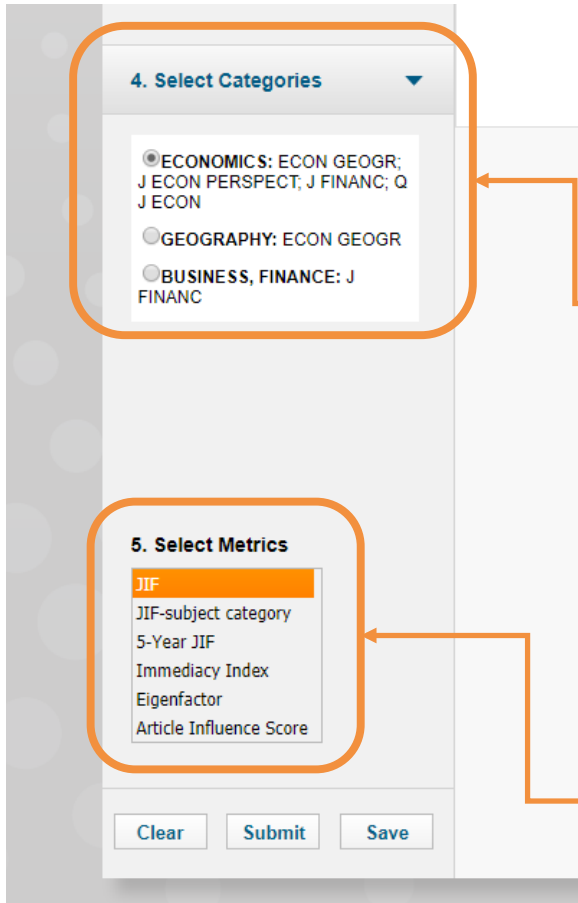
5. Select Metrics

JIF
JIF-subject category
5-Year JIF
Immediacy Index
Eigenfactor
Article Influence Score

Clear Submit Save

Nesta página, você pode selecionar quais periódicos marcados anteriormente serão comparados, além de poder incluir mais revistas a partir da caixa de busca.

Journal Citation Reports



The screenshot displays two main sections of the interface:

- 4. Select Categories:** This section contains three radio button options:
 - ECONOMICS:** ECON GEOGR; J ECON PERSPECT, J FINANC; Q J ECON
 - GEOGRAPHY:** ECON GEOGR
 - BUSINESS, FINANCE:** J FINANC
- 5. Select Metrics:** This section contains a dropdown menu with the following options:
 - JIF (highlighted)
 - JIF-subject category
 - 5-Year JIF
 - Immediacy Index
 - Eigenfactor
 - Article Influence Score

At the bottom of the form, there are three buttons: **Clear**, **Submit**, and **Save**.

Te permite seleccionar a categoria em que os periódicos serão comparados. Não é possível comparar periódicos de categorias distintas. Alguns periódicos possuem mais de uma categoria.

Aqui se escolhe a métrica para comparação. JIF significa Journal Impact Factor ou Fator de Impacto. É possível selecionar mais de uma métrica ou ano simultaneamente, segurando Ctrl no teclado junto ao clique sobre a métrica.



Journal Citation Reports

Compare Journals

1. Select Comparison
 Quartile Trends

2. Select Journals ◀

3. Select JCR Year
2016 ▼

4. Select Categories ◀

5. Select Metrics

- JIF
- JIF-subject category
- 5-Year JIF
- Immediacy Index
- Eigenfactor
- Article Influence Score


Journal

Journal	JIF Quartile	5-year JIF Quartile	Immediacy Index Quartile
ECONOMIC GEOGRAPHY	Q1	Q1	Q1
JOURNAL OF ECONOMIC PERSPECTIVES	Q1	Q1	Q1
JOURNAL OF FINANCE	Q1	Q1	Q1
QUARTERLY JOURNAL OF ECONOMICS	Q1	Q1	Q1

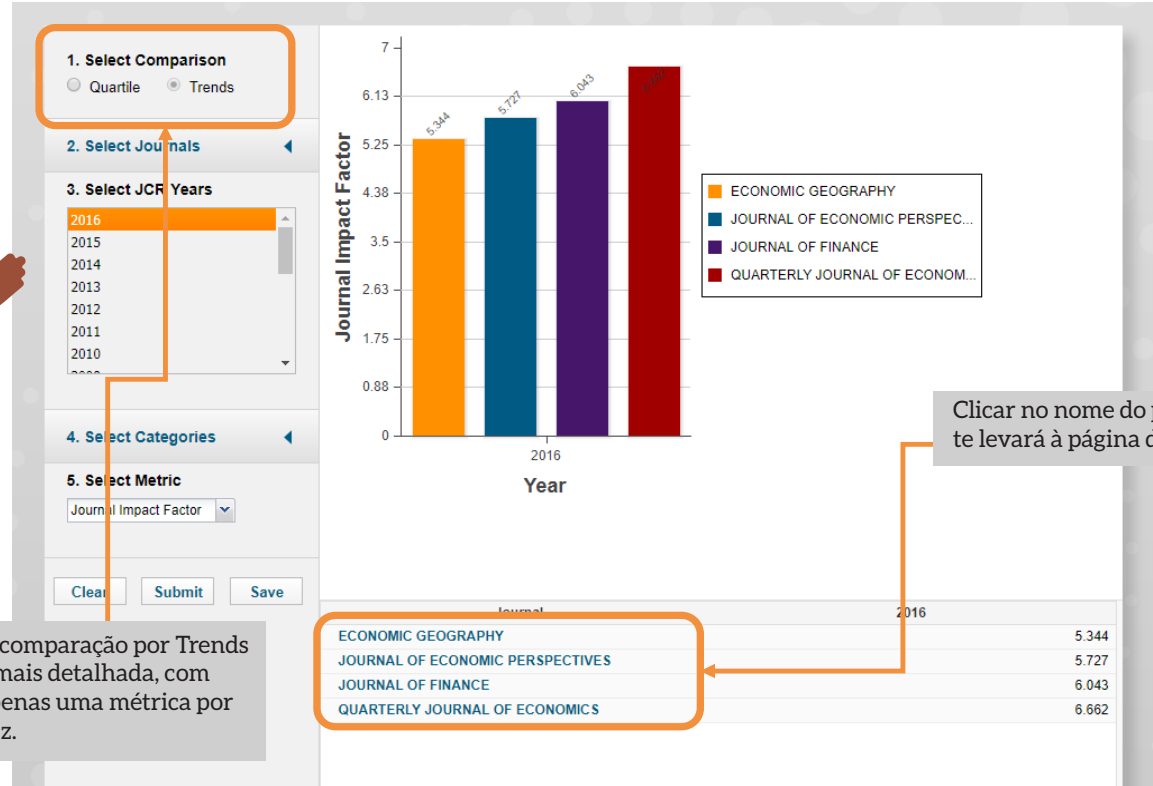
Clear **Submit** **Save**

O tipo de comparação escolhida no exemplo foi Quartile, uma comparação simples, que separa todas as revistas em 4 grupos, de Q1 a Q4. Os periódicos avaliados em Q1 estão entre os mais bem avaliados.

Para apagar filtros aplicados em qualquer ponto de suas buscas, selecione Clear.



Journal Citation Reports



A comparação por Trends é mais detalhada, com apenas uma métrica por vez.

Clicar no nome do periódico, te levará à página dele.

Journal Citation Reports

CA-A CANCER JOURNAL FOR CLINICIANS

ISSN: 0007-9235

WILEY-BLACKWELL

111 RIVER ST, HOBOKEN 07030-5774, NJ,

USA

[Go to Journal Table of Contents](#)

[Go to Ulrich's](#)

Titles

ISO: CA-Cancer J. Clin.

JCR Abbrev: CA-CANCER J CLIN

Categories

ONCOLOGY - SCIE

Languages

6 Issues/Year;

Key Indicators

Year	Total Cites	Journal Impact Factor	Impact Factor Without Journal Self Cites	5 Year Impact Factor	Immediacy Index	Citable Items	Cited Half-Life	Citing Half-Life	Eigenfactor Score	Article Influence Score	% Articles in Citable Items	Normalized Eigenfactor	Average JIF Percentile
	Graph	Graph	Graph	Graph	Graph	Graph	Graph	Graph	Graph	Graph	Graph	Graph	Graph
2016	24,539	187.040	186.180	160.239	57.259	27	3.7	5.5	0.06459	41.140	51.85	7.40156	99.770
2015	20,488	137.578	137.111	145.020	46.423	26	4.1	5.3	0.06231	40.795	46.15	7.10217	99.765
2014	18,594	144.800	144.350	131.810	35.923	26	3.5	5.1	0.06273	39.508	76.92	7.02626	99.763
2013	16,130	162.500	162.181	107.740	27.760	25	3.1	5.4	0.06030	34.798	52.00	6.64603	99.754
2012	13,722	153.459	153.081	88.550	27.040	25	3.3	5.8	0.05136	29.408	56.00	Not A...	99.746
2011	10,976	101.780	101.487	67.410	21.263	19	3.8	5.6	0.04500	24.536	89.47	Not A...	99.745
2010	9,804	94.333	93.833	70.245	8.667	18	3.8	5.6	0.04893	24.729	94.44	Not A...	99.730
2009	8,528	87.925	87.550	60.000	8.304	23	3.7	4.9	0.04224	20.925	43.48	Not A...	99.699
2008	7,522	74.575	74.125	50.766	24.684	19	3.3	5.1	0.03650	17.518	47.37	Not A...	99.650
2007	6,021	69.026	68.743	45.611	26.238	21	2.8	5.0	0.03412	16.308	66.67	Not A...	99.621
2006	5,266	63.342	63.105	Not A...	16.526	19	2.9	5.0	Not A...	Not A...	68.42	Not A...	99.606
2005	4,218	49.794	48.617	Not A...	21.300	20	3.0	6.0	Not A...	Not A...	65.00	Not A...	99.593
2004	3,725	44.515	44.333	Not A...	Not A...	Not A...	3.3	4.5	Not A...	Not A...	Not A...	Not A...	99.593
2003	3,342	33.056	32.666	Not A...	21.615	13	3.5	4.8	Not A...	Not A...	69.23	Not A...	98.750
2002	3,096	32.886	32.800	Not A...	15.647	17	3.3	5.8	Not A...	Not A...	82.35	Not A...	99.561
2001	2,750	25.933	24.588	Not A...	10.105	10	2.3	5.0	Not A...	Not A...	68.47	Not A...	99.511

Nesta página, você encontra dados sobre o periódico. A tabela mostra os dados segundo as métricas apresentadas para a categoria do periódico.

Journal Citation Reports

Source Data

Rank

Cited Journal Data

Citing Journal Data

Box Plot

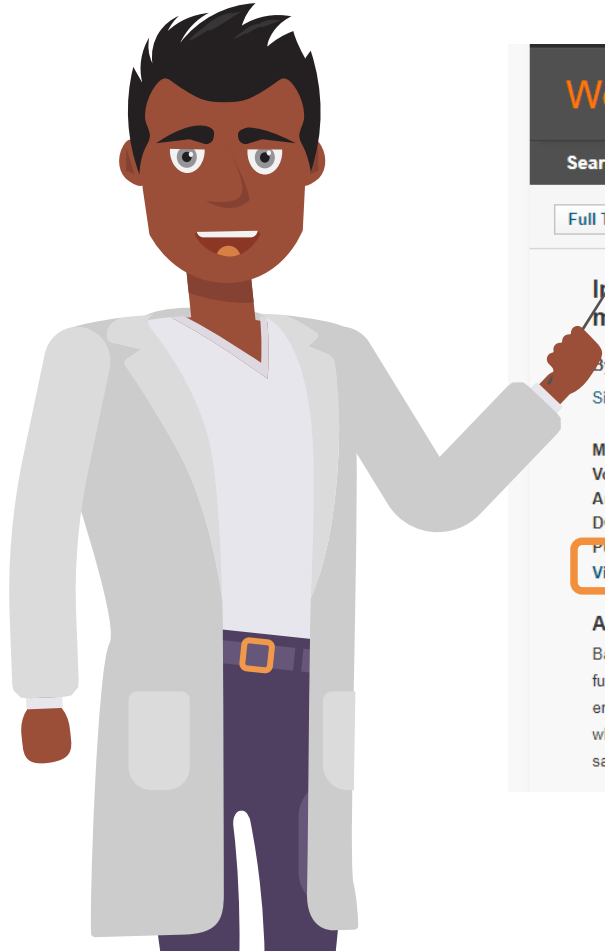
Journal Relationships

Selecionando Rank no inferior da página, você pode visualizar o posicionamento desta revista em relação a outros periódicos de cada uma de suas áreas.

JCR Impact Factor

JCR Year	ECONOMICS			GEOGRAPHY		
	Rank	Quartile	JIF Percentile	Rank	Quartile	JIF Percentile
2016	4/347	Q1	98.991	3/79	Q1	96.835
2015	23/345	Q1	93.478	7/77	Q1	91.558
2014	23/333	Q1	93.213	5/76	Q1	91.070
2013	14/333	Q1	95.946	4/76	Q1	95.395
2012	11/333	Q1	96.847	4/72	Q1	95.139
2011	6/321	Q1	98.287	2/73	Q1	97.945
2010	16/305	Q1	94.918	4/67	Q1	94.776
2009	10/247	Q1	96.154	3/62	Q1	95.968
2008	7/209	Q1	96.890	4/51	Q1	93.137
2007	12/191	Q1	93.979	6/44	Q1	87.500
2006	15/175	Q1	91.714	7/39	Q1	83.333
2005	16/175	Q1	91.143	5/38	Q1	88.158
2004	10/172	Q1	94.477	4/35	Q1	90.000
2003	11/169	Q1	93.787	7/35	Q1	81.429
2002	9/166	Q1	94.880	4/35	Q1	90.000
2001	19/165	Q1	88.788	7/33	Q1	80.303

Journal Citation Reports



Web of Science

Search Search Results My Tools

Full Text Options Look Up Full Text Save to EndNote online Add to Marked List

Imported Plasmodium falciparum and locally transmitted Plasmodium vivax: cross-border malaria transmission scenario in northwestern Thailand

By: Sriwichai, P (Sriwichai, Patchara)^[1]; Karl, S (Karl, Stephan)^[2]; Samung, Y (Samung, Yudthana)^[1]; Kiattibutr, K (Kiattibutr, Kirakorn)^[1,3]; Sirichaisinthop, J (Sirichaisinthop, Jeeraphat)^[4]; Mueller, I (Mueller, Ivo)^[2]; Cui, LW (Cui, L)^[3]

MALARIA JOURNAL
Volume: 16
Article Number: 258
DOI: 10.1186/s12936-017-1900-2
Published: JUN 21 2017
[View Journal Impact](#)

Abstract

Background: Cross-border malaria transmission is an important problem for national malaria control programmes. The epidemiology of cross-border malaria is further complicated in areas where Plasmodium falciparum and Plasmodium vivax are both endemic. By combining passive case detection data with entomological data, a transmission scenario on the northwestern Thai-Myanmar border where P. falciparum is likely driven by importation was described, whereas P. vivax is also locally transmitted. This study highlights the differences in the level of control required to eliminate P. falciparum and P. vivax from the same region.

O conteúdo da JCR é integrado com o Web of Science. Dentro da página de um artigo, pode-se encontrar as informações retiradas da JCR.

Journal Citation Reports

Web of Science Fator de Impacto.

Search Search Results

Full Text Options Look Up Full Text Save to EndNote online

MALARIA JOURNAL

Impact Factor
2.715 **3.027**
2016 5 year

JCR® Category	Rank in Category	Quartile in Category
INFECTIOUS DISEASES	39 of 84	Q2
PARASITOLOGY	10 of 36	Q2
TROPICAL MEDICINE	3 of 19	Q1

Data from the 2016 edition of Journal Citation Reports

Publisher
BIOMED CENTRAL LTD, 236 GRAYS INN RD, FLOOR 6, LONDON WC1X 8HL,
ENGLAND

ISSN: 1475-2875

Research Domain
Infectious Diseases
Parasitology
Tropical Medicine


Close Window

Informações sobre Open Access.

Avaliações em Quartile para cada área.




• Journal Citation Reports •



Para obter mais informações, entre em contato com o suporte!

• Journal Citation Reports •



Agora você está pronto para acessar o **Journal Citation Reports** basta **clique** no **link** abaixo e utilizar o **login** e **senha** cadastrados

<https://jcr-incites-thomsonreuters.ez67.periodicos.capes.gov.br/JCRJournalHomeAction.action>



. Obrigado!

<http://www.periodicos.capes.gov.br/>



.periodicos.